

**BEANT COLLEGE OF ENGINEERING AND TECHNOLOGY, GURDASPUR
BALANCE SHEET AS ON 31st MARCH, 2012**

LIABILITIES		AMOUNT(Rs)	S.NO.	ASSETS	AMOUNT(Rs)
A) CAPITAL FUND				A) FIXED ASSETS (As per Ann."D")	475443486.11
Opening Balances on 1.4.2011	409444206.10				
Less Excess of Expenditure over Income	10279827.64	399164378.46			
B) CURRENT LIABILITIES AND PROVISIONS				a) CURRENT ASSETS	
i) EMD (As per Ann."C")	448178.00			i) Cash in hand (As per Ann."E")	102835.75
ii) Security(Annexure-F)	31900.00			ii) FDR's with Bank (As per Ann., "E")	255366182.00
iii) Advance Rent	60810.00			iii) Cash with banks (As per Ann.."E")	2766810.65
iv) Hostel Mess Advance	58850.00			iv) Postage stamp in hand	1275.00
v) Pb.State Bd.Tech.Edu.	23542.00				
vi) Mess Advance	528393.00				
vii) Caution Money(7734972+6623705)	14358677.00				
viii) Scholarship/Stipend(57975+1000)	58975.00				
ix) IRG	194167.00				
x) Development Fund					
xi) Smart Card	2180.00				
xii) Advance Payable(Annexure-F)	8432.00				
xiii) Leave salary contribution	165404.00				
xiv) Hostel Fund					
xv) PTU, Distance Education Exams	12529.00				
xvi) Pb. St.Council of Scie. & Tech.	12860.00				
xvii) Processing fee	1060500.00				
xviii) University fee(221149-27400)	193749.00				
xix) NBCC ltd	27735.21				
xx) Misc liabilities (As per Annexure-G)	4563.00				
xxi) Licence Fee	3175.00				
xxiii) House rent	34864.00				
				b) LOANS AND ADVANCES.	
				i) Telephone security	76495.00
				ii) LPG Security	136800.00
				iii) Advances to other (Annexure-F)	2246599.00
				iv) FDR Security(Annexure-F)	10900.00
				v) Baba Hira Singh B.C.E. & Tech. Lehragaga	6800000.00
				vi) Punjab Energy Dev. Agency	3559.00
				vii) National Conference	16083.00
				viii) PTU Exams.	2410405.00
				ix) Principal DTE/IT, LAND COMP.	1000.00
				x) Festival Loan	66000.00
				xi) GSLI	180.00
				xii) GPF Deputations	16647.00
				xiii) Corpus TEQIP	1000.00
				xiv) Equipment Dev. Fund TEQIP	1000.00
				xv) Faculty Dev.	1000.00
				xvi) Maint Fund TEQIP	1000.00
				TEQIP Fund-II	1000.00
TOTAL	745470257.51			TOTAL	745470257.51

AUDITOR'S REPORT

Subject to our separate report of even date attached FOR MAHAJAN ANAND & ASSOCIATES.

CHARTERED ACCOUNTANTS

(RANDEEP KUMAR MAHAJAN) PARTNER.
(M.NO. 506978)

SUPDT. J/K/AC/11 REGISTRAR PRINCIPAL 29-1-13

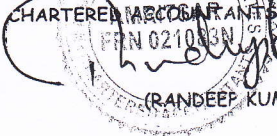
BEANT COLLEGE OF ENGINEERING AND TECHNOLOGY, GURDASPUR

INCOME AND EXPENDITURE FOR THE YEAR ENDING 31, MARCH-2012

EXPENDITURE	AMOUNT(Rs)	S.NO.	INCOME	AMOUNT(Rs)
To Salary & Allowances(As per Annexure-H)	84956705.00	1	By Tution Fee	85882494.00
To Electricity Charges	5818163.00	2	By Fees/College Fee(Net)	16011415.00
To Vehicle Running & Repair	901782.00	3	By Bank Interest(as per Annex.H)	4678029.00
To Maintenance of College Exps.(As per Ann.-H)	3476950.00	4	By Elect. Charges	936774.00
To Printing & Stationery	700.00	5	By Rent received	429438.00
To Consumable raw Material Cons.	15813.00	6	By Water charges	79174.00
To TA/DA Expenses	196956.00	7	By Bus chargers	62100.00
To Postage & Telegram	8777.00	8	BY OTHER RECEIPTS(As per Annexure-H)	295642.00
To Telephone Expenses	64480.00	9	By RTI	3682.00
To Reimb. Of medica! bill	312115.00	10	By Other Recovery	14266.00
To TA/DA Experts	37458.00	11	By Notice Pay	12533.00
To Wages mat. For horticutue, sweeping material	57555.00	12	By Library/News Journals	26006.00
To Duties & Taxes	68982.00	13	By Excess of Expenditure over Income	10279827.64
To Reimb. Of Regn.fee	63604.00			
To Office Expenses/Legal Expenses	178882.00			
To Deorciation	22552458.64			
TOTAL	118711380.64			118711380.64

AUDITOR'S REPORT

Subject to our separate report of even date attached
for MAHAJAN ANAND & ASSOCIATES.



Prhillon
SUDTY/CA/11/13

IAS
REGISTRAR

(RANDEEP KUMAR MAHAJAN) PARTNER.

Prhillon
PRINCIPAL 29-1-13

BEANT COLLEGE OF ENGINEERING & TECHNOLOGY, GURDASPUR

ANNEXURE-A

AMALGAMATED FUND (SB A/c No.-55108985759)

BALANCE SHEET OF AMALGAMATED FUND AS ON 31ST MARCH, 2012


S.NO.	PARTICULARS	AMOUNT(Rs)
1	Opening Balance as on 01.04.2011	
	i) As per Cash book	165314.74
	ii) FDRs with banks	45000000.00
	iii) Cash in hand	
	iv) Fixed assets (Multimedia projector)	402900.00
	v) Equipments.	89000.00
	Machinery & Equipment	896786.00
	Capital Work in progress Auditorium	12000000.00
	Music Equipment	8837.00
2	Add: i) Amt. transferred from main account during the year 20011-12	5135730.00
	ii) Interest recd. during the year	853971.00
	iii) Misc. Income	4500.00
	iii) Alumni meet	0.00
	iv) Funds Transferrable from main fund	2218802.00
	TOTAL	66775840.74
	TOTAL	66775840.74

3 Less: Amt. spent during the year 2011-12

1) Projection Club Charges	108000.00	
2) Culture function/curricular activities	555081.00	
3) Sports expenses/PTU Sports Exp.	269652.00	
4) NSS	3040.00	
5) NCC	1200.00	
6) Printing & Stationary	703137.00	
7) Maint. And running of DG Set	211497.00	
8) Advt. and publicity	369183.00	
9) Meeting and refreshment	77569.00	
10) Medical Expenses	51193.00	
11) Maint. Internet/Computers	48750.00	
11) Innovative fund	1000.00	
13) Library Expenses	681633.00	
14) Postage Expenses	19731.00	
15) Wrong Entry FDR 22-10-2010	500000.00	3600666.00
Balance as on 31st March, 2012	TOTAL	63175174.74

DETAIL OF BALANCE AS ON 31.3.2012 IS AS UNDER:-

S.NO.	PARTICULARS	AMOUNT(Rs)
1	SBOP 55108985759 As per cash book	211602.74
2	FDR with Banks	47280272.00
3	Cash in hand	51882.00
4	Fixed assest(Multimedia Projector)	402900.00
5	Equipments	89000.00
6	Music Equipments	8837.00
7	Capital work in process Auditorium	12000000.00
8	Rishi Tuli	3600.00
9	Library Books AM. Fund	11493.00
10	Machinery & Equipment	896786.00
11	Funds In Main A/c	2218802.00
	TOTAL	63175174.74



COLLEGE OF ENGINEERING & TECHNOLOGY, GURDASPUR

HOSTEL FUND SBOP A/c No.: 55108985760

ANNEXURE-B

BALANCE SHEET OF HOSTEL FUND AS ON 31ST MARCH, 2012

S.NO.	PARTICULARS	AMOUNT(Rs)
1	Opening Balance as on 01.04.2011	
	i) As per Cash Book	70769.76
	ii) FDR's	9900000.00
	iii) Equipment of Hostel	508527.00
2	Add: i) Amt. transferred from main account during the year 2011-12	1108800.00
	ii) Interest recd. during the year	173989.00
	iii) Funds Transferable from Main Fund	12050.00
	Total	11774135.76
3	Less: Amt. spent during the year 2011-2012	
	I) Wages	193262.00
	II) Maintenance of hostel	-
	Wrong Entry in FDR 22-10-2010	500000.00
	BALANCE AS ON 31.3.2012	11080873.76

DETAIL OF BALANCE AS ON 31ST MARCH, 2012 IS AS UNDER:-

S.NO.	PARTICULARS	AMOUNT(Rs)
1	SBOP 55108985760 As per cash book	210296.76
2	FDR with Banks	9000000.00
3	Equipments	508527.00
4	PB. Energy, Development Authority, Chd.	1350000.00
5	Funds in Main Fund	12050.00
	Total	11080873.76



End

BEANT COLLEGE OF ENGG.& TECHNOLOGY, GURDASPUR

ANNEXURE-"C"


SCHEDULE OF EMD OUTSTANDING AS ON 31ST MARCH, 2012

PARTICULARS	AMOUNT(Rs)
1 Aartek Enterprises New Delhi	21000
2 Alishan off set Printers , GSP (EMD)	1610
3 Analytical Enggs. Ambala Cantt	50
4 Bioage Equipment Service , Mohali	6000
5 Books & stationary shop(EMD)	10000
6 Indian Design Sollutions P.Ltd. Ldh	10000
7 Qulitech System	17200
8 Crane software international, N. Delhi	8440
9 HCL Infosys, Chandigarh	22000
10 Kapal Industries , Ludhiana.	18000
11 Karyana Provision Shop (EMD)	10000
12 Laxmi Industries, Ludhiana	11800
13 M/s Neelam Engg.Co. Agra	8000
14 MS. Infogenic, Chandigarh	10900
15 Naresh Kumar, Gurdaspur	500
16 Roop Telescope Ultrasonics Ltd.,Mumbai	4400
17 Roorkee Equipment, Roorkee	5500
18 Central Sales Corporation	18000
19 SBOP	10000
20 Sham Sunder Gupta	10000
21 Shanti Devi, Batala	5000
22 Shivalik Book Centre, Chandigarh	5000
23 Dassult System Simulation	8000
24 Universal Instruments Servicing Co (P)Ltd.,Delhi	5000
25 Black CAT Security, Mohali	15000
26 VISINet Infotech. Solution Pvt. Ltd., Delhi	20000
27 Focus Technology, Delhi.	3078
28 DUCOM India Pvt. Limited, Bangalore	23200
29 Cybermotion Tech. Hyderabad	20000
30 Biotron Health Care Mumbai	9000
31 Thapar Steel Fatehgarh	17000
32 Tempens Inst. P.Ltd.	20000
33 CAP Utility, Jalandhar	15000
34 Chain Singh	15000
35 Stationary and Photostat	15000
36 Warriors Security, Mohali	15000
37 Prince Printing Press,Gsp	2000
38 Public Printing Press, Gsp	2000
39 Unuversal Trading	16500
40 Mitutoya South Asia Pvt. Limited	14000
Total	448178



**BEANT COLLEGE OF ENGINEERING & TECHNOLOGY, GURDASPUR
SCHEDULE OF FIXED ASSETS FORMING PART OF BALANCE SHEET AS ON 31/03/2012**

PARTICULARS	Rate of Dep	Balances on 1.04.2011	Additions 1st half	Additions 2nd half	Total	W.D.V. as on 04/01/2011	DEPRECIATION UPTO 31/3/2011	DEP. ON W.D.V. during the year	Dep. On Add. during the year	Total Dep. during the year	Total Depreciation (9+10+11)	W.D.V. as on 31/3/2011
Land		37343257.64			37343257.64	37343257.64						37343257.64
Building	10%	223216640.8	1562326		224798968.8	12744062.40						116125667.25
Development Works	10%	15229450			15229450	809355.41						7284198.69
Electrical Installation	10%	11580576			11580576	620605.86						5585452.78
Air Condition work	10%	1992767			1992767	105903.80						963154.18
Diesel Gen Set	15%	777493			777493	43984.68						249246.50
Buses	15%	1240878.53			1240878.53	772881.79						397972.23
Car	15%	189906			189906	70199.51						60847.66
Tata Sumo	15%	321178			321178	10737.82						128958.34
Library Books(BBC)	10%	877500			877500	18169.78						218215.92
Library Books	10%	2673933			2673933	46633.91						457794.80
Hotel Equipments	10%	772584			772584	152631.04						1300253.63
Kitchen Equipments	10%	122547			122547	50654.92						316689.74
Office Equipments	10%	2701761	74529	6100	2783990	6512.67						63932.99
Sports Equipments	10%	623906.98			623906.98	183000.48						132336.67
Laboratory Equipments	10%	13075832.52	129040	150200	13355072.52	175242.48						122740.31
Furniture/Fixtures	10%	24045			24045	16841.08						122740.31
Music Items	10%	19478			19478	33156.96						151569.69
Audio Visual	10%	24045			24045	1277.79						11500.12
Machinery & Equip	15%	34094099.67			34094099.67	2561454.57						19586952.43
Micro Processor Lab	15%	354788			354788	19830.68						242414.15
Electronic Devices Lab	15%	151942			151942	8090.05						106098.37
Chemical Engg. Lab	15%	1957321			1957321	107329.95						1349117.95
Mechanical Engg. Lab	15%	109877			109877	5882.98						76540.11
Applied Sci. Lab	15%	1750029			1750029	100986.65						1177771.30
Fuel Energy Lab	15%	11154			11154	593.89						7788.63
Electronic Lab	15%	1118787			1118787	59657.30						780728.97
Dispensary(NC)	15%	32851			32851	1920.40						21968.74
Fluid Mech Lab	15%	205322			205322	10932.28						143372.39
Manufacturing Lab	15%	333196			333196	17740.97						232663.86
Thermodynamic Lab	15%	260706			260706	13881.19						182045.92
Material Science Lab	15%	264605.72			264605.72	14088.80						184769.19
Computer Centre	15%	22489524.5			22489524.5	1204447.73						15664320.71
Elect. Engg. Machine Lab	15%	222360			222360	11868.76						155103.67
Communication Lab	15%	503215			503215	26908.72						350732.28
Digital Electronic Lab	15%	82948			82948	4428.15						57855.1602
Workshop (NC)	15%	1995392			1995392	106654.35						1391017.34
Mass Transfer Lab	15%	2000			2000	106.49						1396.56
Heat Transfer Lab	15%	430352			430352	23225.07						298743.26
Measurement Lab	15%	59654			59654	3176.25						41655.2245
Theory of Machine Lab	15%	202872			202872	10801.84						141661.55
Strength of Mat. Sci. Lab	15%	22500			22500	1198.00						15711.31
Auto Mobile Engg. Lab	15%	163205			163205	3250.04						1109332.86
Environment Engg. Lab	15%	59954			59954	9224.50						41537.10
Analog Integrated Cir. Lab	15%	31369			31369	1684.67						9546.45
Reaction Engg. Lab	15%	89700			89700	4775.99						27063.94
Material Testing Lab	15%	734230			734230	39093.82						221531.62
PCB Electronic Lab	15%	246315			246315	13752.41						168384.69



Control System Lab.	15%	234019	0	0	234019	83086.39	150950.61	12460.26	0.00	12460.26	163410.87	70608.13
Mech Operation Lab.	15%	122352	0	0	122352	43430.92	76921.08	6514.64	0.00	6514.64	85435.718	36916.28
Linear Integrated Cir Lab	15%	47023	0	0	47023	16691.92	30331.08	2503.79	0.00	2503.79	32834.87	14188.13
Network Electronic Diver L	15%	10478	0	0	10478	3719.14	6758.86	557.87	0.00	557.87	7316.73	3161.27
Thermal Engg Lab	15%	84996	0	0	84996	30170.73	54825.27	4525.61	0.00	4525.61	59350.88	25645.12
Industrial Electronic Lab	15%	88741	0	0	88741	31500.31	57240.69	4725.05	0.00	4725.05	61965.73	26775.27
Micro Processor Lab	15%	397496	0	0	397496	141097.67	256398.33	21164.65	0.00	21164.65	277562.98	119933.02
Machinery & Equip (Project	15%	13368395	8490	1037680	14414665	7099458.44	6268936.56	1064918.77	0.00	1144018.77	7412955.32	7001609.68
Equipment(AMF)	15%	402900	0	0	402900	168233.05	234646.95	25237.96	0	25237.96	259884.90	143015.10
Multimedia Projector(AMF)	15%	89000	0	0	89000	48877.59	40122.41	7331.64	0	7331.64	47454.04	41545.96
Tractor	15%	325350	0	0	325350	115487.43	209862.57	17323.12	0	17323.12	227185.68	98164.32
Ambassador Car	15%	397017	0	0	397017	140828.33	256090.67	21138.95	0	21138.95	277229.62	118787.38
Materialogy Lab	15%	87928	0	0	87928	33964.80	53963.20	5094.72	0	5094.72	59057.92	28870.08
Flexible MFG Lab	15%	2951118	0	0	2951118	1321025.86	1630092.14	198153.88	0	198153.88	1828246.02	1122871.98
Air Condition Lab.	15%	1752538	0	0	1752538	676978.24	1075559.76	101546.74	0	101546.74	1177106.50	575431.50
Equipment Hostels	15%	508527	0	0	508527	208132.99	300394.0075	31219.95	0	31219.95	331613.9564	178913.04
Furning of Mech Lab	15%	1600000	0	0	1600000	772669.25	827430.75	1155885.39	0	1155885.39	943316.1375	656683.86
Music Equip (AMF)	10%	8837	0	0	8837	6179.96	2717.05	612.00	0	612.00	3329.04	5507.96
College Canteen block	10%	2000000	0	0	2000000	1312200.00	687800.00	131220.00	0	131220.00	819020.00	1180980.00
Machinery & Equip (Project Ma	0%	438279	0	0	438279	269167.98	169121.02	40373.70	0	40373.70	209494.71	47789754.78
Capital work in process	0%	47789754.78	0	0	47789754.78	706485.48	190300.51	105972.82	0.00	105972.82	296273.33	600512.67
Machinery & Equip(AMF-	15%	896786	0	0	896786	0.00	0	0.00	0.00	0.00	0	2000000
Bldg Capital WIP (Land C)	0%	0	0	0	0	0.00	0	0.00	0.00	0.00	0	12478.00
Library Books (Devp fund)	10%	0	103910	41743	145653	0.00	0	12478.00	0.00	12478.00	12478.00	133715.00
Mach. & Equip (Devp fund)	15%	0	0	3658227	3658227	0.00	0	274367.00	0.00	274367.00	274367.00	3383860.00
Library Books (AMF)	10%	0	0	11493	11493	0.00	0	575.00	0.00	575.00	575.00	10918.00
Capital work in process(amt)		12000000	0	0	12000000	12,000,000.00	0	0.00	0	0.00	0	12000000
TOTAL		468647310.11	1898295	6905443	475443486.11	28607288.37	170574920.71	219995933.64	552925	2252459	193127378.34	282316106.77



BEANT COLLEGE OF ENGINEERING & TECHNOLOGY, GURDASPUR

DETAILS OF BALANCES WITH BANKS AS ON 31st MARCH 2012

ANNEXURE -E

S.NO	PARTICULARS	ACCOUNT No.	AMOUNT(Rs)
1	State Bank of Patiala, Gurdaspur	(Main A/c)	211485.07
2	State Bank of Patiala, Gurdaspur	(Project)	302053.14
3	State Bank of Patiala, Gurdaspur	(Amalgamated Fund A/c)	211602.74
4	State Bank of Patiala, Gurdaspur	(Hostel A/c)	210296.76
5	State Bank of India Gurdaspur	(Scholarship)	27101.95
6	State Bank of India Gurdaspur	(Book Bank Sch.)	35669.00
7	State Bank of Patiala, Gurdaspur	(University fee)	63153.00
8	State Bank of Patiala, Gurdaspur	(Caution Money)	120230.00
9	State Bank of Patiala, Gurdaspur	(Maintenance of Building)	603272.00
10	State Bank of Patiala, Gurdaspur	Corpus Fund	9131.00
11	State Bank of Patiala, Gurdaspur	Development fund	940743.00
12	State Bank of Patiala, Gurdaspur	IRG	9206.00
13	State Bank of Patiala, Gurdaspur	DTE/IT Land Compensation	22867.00
TOTAL			2766810.66

DETAILS OF FDR'S AS ON 31st MARCH, 2012

S.NO	PARTICULARS	ACCOUNT No.	AMOUNT(Rs)
1	FDR'S	Main A/c	52000000.00
2	FDR'S WITH BANK	Amalaga. Fund Account	47280272.00
3	FDR'S WITH BANK	Hostel Account	9000000.00
4	FDR's	Development fund	15500000.00
5	FDR's	Students Security	18900000.00
6	FDR'S	Project	6050000.00
7	FDR,S	Corpus Fund	52780000.00
8	FDR,S	Maint. Of Bldg.	5100000.00
9	FDR,S	Univ. A/C	600000.00
10	FDR,S	Endowment fund PTU	1000000.00
11	FDR,S	FDR Land Compensation	15555910.00
12	FDR,S	IRG	200000.00
13	FDR,S	Tuition fee	31400000.00
TOTAL			255366182.00

DETAILS OF CASH IN HAND AS ON 31ST MARCH 2012

S.NO	PARTICULARS	AMOUNT(Rs)
1	MAIN CASH BOOK	33918.00
2	PETTY CASH BOOK	16060.75
3	AMALGAMATED CASH BOOK	51882.00
4	CASH DEV. FUND	965.00
5	CASH Maint. Bldg. Fund	10.00
TOTAL		102835.75



LIST OF ADVANCES PAYABLE AS ON 31st MARCH, 2012

Annexure-F

S.No.	Particulars	Amount(Rs.)
1	Sh. Anil Kumar, AP Project A/c	90
2	Mr. Parveen Kumar, AP	250
3	Rishi Tuli Main A/c	3600
4	Ms. Neetu, AP Dev. Fund	4492
Total		8432

LIST OF AVANCES PAID TO OTHERS AS ON 31st MARCH, 2012

S.No.	Particulars	Amount(Rs.)
1	DTE/IT, PB. Chandigarh	150371
2	Sh. Niripjit, AP	5000
3	Parveen Kumar	250
4	Ms. Neetu, AP	4492
5	PWD B&R	730000
6	Sh. Sukhwinder Bir	2886
7	PB. Energy Dev. Authrity Hostel Fund	1350000
8	Rishi Tuli Am. Fund	3600
Total		2246599

SCHEDULE OF FDR-SECURITY OUTSTANDING AS ON 31ST MARCH, 2012

S.NO.	PARTICULARS	AMOUNT(Rs)
1	M/S. Infogenic, Chandigarh	10900
Total		10900

DETAILS OF SECURITIES PAYABLE AS ON 31ST MARCH, 2012

S.NO.	PARTICULARS	AMOUNT(Rs)
1	LPG	18900
2	ELECT. METER	7000
3	LIBRARY	6000
Total		31900



BEANT COLLEGE OF ENGG.& TECHNOLOGY, GURDASPUR

ANNEXURE-G

LIST OF MISC. LIABILITIES AS ON 31ST MARCH, 2012

S.NO.	PARTICULARS	AMOUNT(Rs)
i)	Admin. Charges	563.00
ii)	Edusat	4000.00
		4563.00
	Total	

ANNEXURE -G

BALANCE SHEET OF DEVELOPMENT FUND AS ON 31ST MARCH,2012

Opening Balance 01.04.2011

Cash at Bank	621555
FDR with Bank A/C NO. 65095936772	9000000
Amount Transferred during the year 2011-12	11695400
Interest recd. During the year	445468
Amount Transferable from	592000

Total 22354423

Less Expenditure during the year 2011-12

Maint. Of Electrical, Civil and public health etc.	601857
Maint. Of Internet/Computers	766016
Regn. Fee	11392
TA/DA Exps.	28291
Raw material and cosumeables	101587
Training & Placement	12184

TOTAL

1521327

BALANCE AS ON 31ST MARCH,2012

20833096

DETAIL OF CLOSING BALANCES AS ON 31ST MARCH,2012

Cash in hand	965.00
Cash at Bank	940,743.00
Library Books	145,653.00
FDR,S WITH BANK	15,500,000.00
Mach. & Equipment	3,658,227.00
Balance in Main A/c	592,000.00
	20,837,588.00

Less Advance Payble

Ms. Neetu, AP	4,492.00	20,833,096.00
---------------	----------	---------------



BEANT COLLEGE OF ENGINEERING & TECHNOLOGY, GURDASPUR

ANNEXURE -H

(A) DETAILS OF OTHER RECEIPTS AS ON 31ST MARCH 2012

S.NO.	PARTICULARS	AMOUNT(Rs)
1	Sale of Tenders forms	4900
2	Misc.receipts.	141287
3	Fine fee	141800
4	Book/Library fine	7655
5	Fine Misc.	NIL
TOTAL		295642

(B) DETAILS OF SALARY AND ALLOWANCES AS ON 31ST MARCH 2012

S.NO.	PARTICULARS	AMOUNT(Rs)
1	Pay & Allwances.	79389474
2	CPF College contribution	5567231
TOTAL		84956705

(c) MAINTENANCE EXPENSES AS ON 31ST MARCH 2012

S.NO.	PARTICULARS	AMOUNT(Rs)
1	Generator Expenses	30630
2	Maint & Repair	121758
3	Maint. Of internet/computers	
4	Wages	3244456
5	Maint.& Repair of Equipment	80106
TOTAL		3476950

(D) BANK CHARGES AS ON 31ST MARCH 2012

S.NO.	PARTICULARS	AMOUNT(Rs)
1	Main Account	
TOTAL		0

(E) DETAILS OF BANK INTEREST RECEIVED AS ON 31ST MARCH 2012

S.NO.	PARTICULARS	AMOUNT(Rs)
1	SBOP Main account	3201989
2	University fee account	39873
3	Caution money account	344446
4	Maint. Of Building account	87819
5	Scholarship account	1924
6	Project account	119595
7	IRG	6186
8	CorpusFund	743301
9	Book Bank Scheme	1329
10	FDR Land Compensation	131567
TOTAL		4678029

